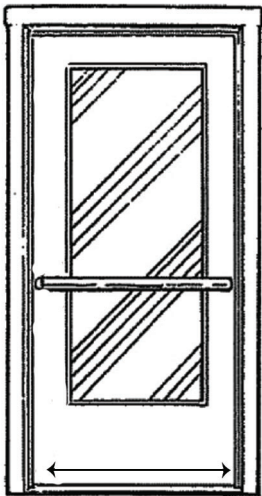


# ToeSafe<sup>®</sup> Instructions

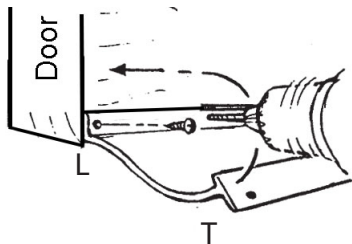


## Fitting Tips

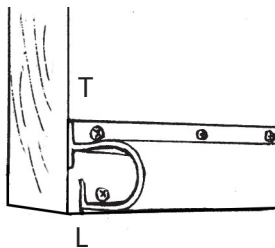
Measure door width. ToeSafe may be trimmed if less than 36". Use utility knife, scissors or metal snips to trim.

Measure twice, cut once!

Install ToeSafe with double sided tape and secure with screws if desired.



Align L shaped edge to the bottom of door. Hold components in position and expose adhesive. Secure with screws provided.



Roll ToeSafe up and align T shape to meet L shape top and bottom. Expose adhesive strip and secure on door. Secure completely using TEK self tapping screws provided.

## Fitting Tips:

- (1) The L side must be secured first.
- (2) For metal kick plates pre-drill holes using 3/32 titanium drill bit.